



SANCTUARY™

SLIDING PATIO DOOR
COLLECTION

A PREMIER CHOICE FOR YOUR HOME



CLASSIC | CONTEMPORARY | FRENCH

OUR PATIO DOORS — YOUR PEACE OF MIND

Visually exciting and powerfully built, Gentek patio doors will dramatically heighten the style and comfort of your home. Equally important, they will deliver true peace of mind that you have chosen a high-performance door from a respected manufacturer. Pride in our products and American craftsmanship are at the heart of our commitment to quality. It's what makes our doors among the best in the industry and our service second to none.



Gentek patio doors are precision-built and backed by decades of manufacturing expertise. Engineering, innovation, rigorous testing and stringent quality control are just a few ways that we turn cutting-edge technology into superior products and satisfied customers. When you choose a Gentek patio door for your home, you can be assured of the highest levels of performance, beauty and value.



SANCTUARY™

SLIDING PATIO DOOR
COLLECTION

Our Sanctuary sliding patio door captures the essence of superb craftsmanship in three distinctive styles: Contemporary, Classic and French. Each door in this handsome collection masterfully pairs artistic detail with a powerfully protective construction for unmatched quality and performance. You'll also appreciate the infusion of natural sunlight and the ambiance of an expanded living area offered by this exceptional patio door.

SUPERIOR DESIGN AND CONSTRUCTION

Expertly crafted with a premium vinyl construction, energy-efficient insulating components* and high-performance glass, Sanctuary presents the pinnacle of design excellence. The heavy-duty mainframe and sash, multi-chambered extrusions and steel-reinforced interlocking meeting rails provide superior structural integrity and durability, as well as increased performance. Dual internal/external weatherstripping, compression bulb seal and a 1" thick (nominal) insulated glass unit** with a warm-edge spacer system also contribute to thermal efficiency.

Smooth gliding action is assured with a precision-engineered tandem roller system. The handsome yet rugged aluminum screen also features four adjustable rollers for easy and reliable operation year after year.

GET THE BARRIERXP® ADVANTAGE

You might think of glass as being fragile, yet it's one of the most powerful elements in achieving outstanding thermal efficiency. Upgrading your Sanctuary patio door with one of our BarrierXP insulating glass packages can further promote energy conservation year-round. BarrierXP combines multi-layer low-emissivity (Low-E) glass and argon gas along with the Intercept® Warm-Edge Spacer System to fortify the energy efficiency of the glass unit.

Low-E glass features a virtually clear, metallic coating that acts as a thermal mirror, reflecting radiant heat back into your home during winter and reducing unwanted solar energy in the summer.



HIGH-PERFORMANCE SPACER SYSTEM

The spacer system in your patio door not only stabilizes the panes of glass, it also helps prevent the transfer of heat and cold. Sanctuary patio doors feature the Intercept Warm-Edge Spacer, a unique, one-piece metal alloy U-channel design that reduces heat loss through the patio door. It's stronger and better at retaining insulating gas than many conventional spacer systems.

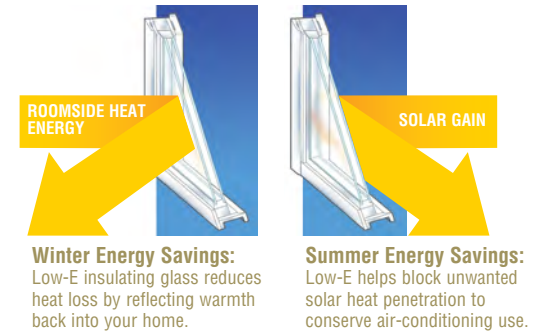
COMPARE THE ENERGY-SAVING GLASS TECHNOLOGY

BarrierXP insulated glass packages have proven to be far more effective than ordinary clear glass units. A simple way to compare one patio door to the next is to check out the performance data on the door's glass label. The lower the U-factor, the less energy you'll need to heat your home. The lower the Solar Heat Gain Coefficient (SHGC), the more you'll conserve on air-conditioning.

GREEN INSPIRATION

Gentek windows and patio doors are performance-engineered to help conserve energy and reduce the consumption of fossil fuels used for heating and cooling homes. Using less energy to heat and cool your home not only saves money, it can reduce your home's carbon footprint as well. High-quality products with a long lifespan can also help lessen your impact on the environment.

Protecting our natural resources and choosing more sustainable products are just a few ways we can help safeguard our planet. Together, we can encourage ecological well-being with everyday actions of environmental stewardship.




Gentek offers a variety of ENERGY STAR®-certified patio doors. Consult your Gentek Sales Representative for an energy-efficient glass package for your home and climate zone.

CONTEMPORARY-STYLE SLIDING PATIO DOOR

CLEAN-LINE DESIGN WITH 3" RAILS

Our Contemporary sliding patio door will adorn your home with the perfect measure of modern practicality. Sleek and symmetrical 3" rails frame the generous glass area, while a heavy-duty infrastructure delivers exceptional strength and durability.





BUILT WEATHER-TOUGH!

Take a closer look at Sanctuary's superior design and weathertight construction. This premium patio door will transform your interior with the beauty of natural sunlight while protecting your home from energy loss.

- 1 Premium vinyl mainframe and sash extrusions are colored throughout – won't chip, peel, crack or warp and never need to be painted.
- 2 Mainframe and sash feature a double-wall design and multi-chambered construction for outstanding strength and thermal protection.
- 3 Dual internal/external weatherstripping on the sash further enhances energy efficiency and performance.
- 4 Symmetrical 3" rails with mitered and fusion-welded joints provide aesthetic appeal as well as added strength and durability.
- 5 1" thick (nominal) insulated glass unit with the Intercept Warm-Edge Spacer System promotes energy conservation year-round.
- 6 Steel reinforcements at the interlocks and lock rails deliver increased strength, rigidity and structural integrity.
- 7 Contoured glazing bead adds visual interest and beauty.
- 8 Precision-engineered tandem roller system ensures quiet and easy operation of the door panel.
- 9 Fusion-welded mainframe provides increased durability and strength.

ADDITIONAL FEATURES

- Deep interlocks with a protective bulb weatherstrip deliver increased insulation and a tight seal.
- Mainframe includes interior and exterior accessory grooves for installation and design versatility.
- Multi-point locking system with strong steel bolt design seals the door tightly closed and helps prevent energy loss.
- Interlock incorporates a built-in, anti-lift feature to impede door panel removal when closed or locked.
- Deep anodize finished aluminum roller track helps eliminate the possibility of unsightly dark residue and wearing typical of aluminum tracks while ensuring easy-glide operation.
- Heavy-duty extruded aluminum screen features four adjustable rollers for smooth gliding.
- Available in a 2-panel style in 5', 6' and 8' widths; 3-panel styles in 9' and 12' widths; and a 4-panel style in a 12' width with center panels that open to each side.
- Choose a left or right moving panel – moving panel is standard (outside looking in); not field reversible.
- Backed by a Lifetime Limited Warranty.

Available with the following frame options:

- Stucco fin
- 1-3/8" brickmould¹
- 2" brickmould¹
- Nail fin¹

¹Option is not factory-applied.

²Optional integrated mini blinds will feature a white blind only.

PATIO DOOR UPGRADES

- ENERGY STAR-certified BarrierXP insulated glass package options.
- Tandem rollers available with stainless steel housing and bearings for harsh environments.
- Integrated mini blinds² on select patio doors offer convenient sunlight and privacy control. (optional)
- Interior ventilation foot lock allows convenient yet limited opening of the door for airflow.
- Keyed exterior lock offers convenient access from outside the home.
- Decorative grid patterns for enhanced beauty.

Contemporary-Style Patio Door Glass Performance Comparison³

| | U-Factor | SHGC |
|-------------------------------|----------|------|
| Clear | 0.43 | 0.56 |
| BarrierXP | 0.27 | 0.31 |
| BarrierXPsc | 0.27 | 0.20 |
| BarrierXP TG2 | 0.20 | 0.26 |
| BarrierXP SF ThermD | 0.22 | 0.29 |
| BarrierXP PriME TG2 ThermD S6 | 0.18 | 0.21 |

³6506 whole door values. NOTE: PriME not available in all door sizes.

Glass Package Terminology

Clear Insulated: Clear double-pane insulated glass unit.

BarrierXP: Soft coat, multi-layer, vacuum deposition Low-E glass with argon gas and Intercept Warm-Edge Spacer System.

BarrierXPsc: Soft coat, SHGC multi-layer, vacuum deposition Low-E glass with argon gas and Intercept Warm-Edge Spacer System.

BarrierXP TG2: Triple-glazed unit with two surfaces of Low-E glass and two air spaces of argon gas with the Intercept Warm-Edge Spacer System.

BarrierXP SF ThermD: Dual-glazed unit with two surfaces of Low-E glass (surfaces 2 and 4) with argon gas and Stainless Steel Intercept Warm-Edge Spacer System.

BarrierXP PriME TG2 ThermD S6: Triple-glazed unit with three surfaces of Low-E glass (surfaces 2, 4 and 6) and two air spaces of argon gas with Stainless Steel Intercept Warm-Edge Spacer System.

CLASSIC-STYLE SLIDING PATIO DOOR

TRADITIONAL BEAUTY WITH 5" RAILS

Warm and welcoming with a hint of stately charm perfectly describes our Classic sliding patio door. Ample 5" rails and a clean-line design effortlessly merge with a heavy-duty construction for the ideal combination of elegance and strength.





ENDURING BEAUTY AND PERFORMANCE

The reliably smooth and quiet gliding of our Sanctuary patio door is a simple pleasure you're certain to enjoy year after year, along with the weathertight seal and energy-efficient features.

- 1 Premium vinyl mainframe and sash extrusions are colored throughout – won't chip, peel, crack or warp and never need to be painted.
- 2 Mainframe and sash feature a double-wall design and multi-chambered construction for outstanding strength and thermal protection.
- 3 Dual internal/external weatherstripping on the sash further enhances energy efficiency and performance.
- 4 Ample 5" rails with mitered and fusion-welded joints provide traditional beauty as well as added strength and durability.
- 5 1" thick (nominal) insulated glass unit with the Intercept Warm-Edge Spacer System promotes energy conservation year-round.
- 6 Steel reinforcements at the interlocks and lock rails increase strength, rigidity and structural integrity.
- 7 Contoured glazing bead adds visual interest and beauty.
- 8 Precision-engineered tandem roller system ensures quiet and easy operation of the door panel.
- 9 Fusion-welded mainframe provides increased durability and strength.

ADDITIONAL FEATURES

- Deep interlocks with a protective bulb weatherstrip deliver increased insulation and a tight seal.
- Mainframe includes interior and exterior accessory grooves for installation and design versatility.
- Multi-point locking system with strong steel bolt design seals the door tightly closed and helps prevent energy loss.
- Interlock incorporates a built-in, anti-lift feature to impede door panel removal when closed or locked.
- Deep anodize finished aluminum roller track helps eliminate the possibility of unsightly dark residue and wearing typical of aluminum tracks while ensuring easy-glide operation.
- Heavy-duty extruded aluminum screen features four adjustable rollers for smooth gliding.
- Available in a 2-panel style in 5', 6' and 8' widths; 3-panel styles in 9' and 12' widths; and a 4-panel style in a 12' width with center panels that open to each side.
- Choose a left or right moving panel – left moving panel is standard (outside looking in); not field reversible.
- Backed by a Lifetime Limited Warranty.†

Available with the following frame options:

- Stucco fin
- 1-3/8" brickmould¹
- 2" brickmould¹
- Nail fin¹

¹Option is not factory-applied.

²Optional integrated mini blinds will feature a white blind only.

PATIO DOOR UPGRADES

- ENERGY STAR-certified BarrierXP insulated glass package options.
- Tandem rollers available with stainless steel housing and bearings for harsh environments.
- Integrated mini blinds² on select patio doors offer convenient sunlight and privacy control. (optional)
- Interior ventilation foot lock allows convenient yet limited opening of the door for airflow.
- Keyed exterior lock offers convenient access from outside the home.
- Decorative grid patterns for enhanced beauty.

Classic-Style Patio Door Glass Performance Comparison³

| | U-Factor | SHGC |
|-------------------------------|----------|------|
| Clear | 0.41 | 0.49 |
| BarrierXP | 0.27 | 0.27 |
| BarrierXPsc | 0.27 | 0.18 |
| BarrierXP TG2 | 0.21 | 0.23 |
| BarrierXP SF ThermD | 0.23 | 0.26 |
| BarrierXP PriME TG2 ThermD S6 | 0.19 | 0.18 |

³6506 whole door values. NOTE: PriME not available in all door sizes.

Glass Package Terminology

Clear Insulated: Clear double-pane insulated glass unit.

BarrierXP: Soft coat, multi-layer, vacuum deposition Low-E glass with argon gas and Intercept Warm-Edge Spacer System.

BarrierXPsc: Soft coat, SHGC multi-layer, vacuum deposition Low-E glass with argon gas and Intercept Warm-Edge Spacer System.

BarrierXP TG2: Triple-glazed unit with two surfaces of Low-E glass and two air spaces of argon gas with the Intercept Warm-Edge Spacer System.

BarrierXP SF ThermD: Dual-glazed unit with two surfaces of Low-E glass (surfaces 2 and 4) with argon gas and Stainless Steel Intercept Warm-Edge Spacer System.

BarrierXP PriME TG2 ThermD S6: Triple-glazed unit with three surfaces of Low-E glass (surfaces 2, 4 and 6) and two air spaces of argon gas with Stainless Steel Intercept Warm-Edge Spacer System.

FRENCH-STYLE SLIDING PATIO DOOR

BEAUTIFULLY CRAFTED WITH
MORTISED JOINTS

Our French-style patio door has it all – authentic “French door” character and appeal, along with the floor space-saving functionality of a sliding door. Advanced design innovations and a high-performance glass system further distinguish this ultra-premium selection.





REFINED STYLE, IMPECCABLE QUALITY

There's something about French door elegance that garners special attention. With a 5" top rail, 7" bottom rail and 3" side rails, this superbly crafted door is certain to elevate the beauty of your home while also providing an excellent weather barrier.

- 1 Premium vinyl mainframe and sash extrusions are colored throughout – won't chip, peel, crack or warp and never need to be painted.
- 2 Mainframe and sash feature a double-wall design and multi-chambered construction for outstanding strength and thermal protection.
- 3 Dual internal/external weatherstripping on the sash further enhances energy efficiency and performance.
- 4 5" top rail, 7" bottom rail and 3" side rails feature mortised joints for added strength and authentic "French door" charm.
- 5 1" thick (nominal) insulated glass unit with the Intercept Warm-Edge Spacer System promotes energy conservation year-round.
- 6 Steel reinforcements at the interlocks and lock rails increase strength, rigidity and structural integrity.
- 7 Contoured glazing bead adds visual interest and beauty.
- 8 Precision-engineered tandem roller system ensures quiet and easy operation of the door panel.
- 9 Fusion-welded mainframe provides increased durability and strength.

ADDITIONAL FEATURES

- Deep interlocks with a protective bulb weatherstrip deliver increased insulation and a tight seal.
- Mainframe includes interior and exterior accessory grooves for installation and design versatility.
- Multi-point locking system with strong steel bolt design seals the door tightly closed and helps to prevent energy loss.
- Interlock incorporates a built-in, anti-lift feature to impede door panel removal when the door is closed or locked.
- Deep anodize finished aluminum roller track helps eliminate the possibility of unsightly dark residue and wearing typical of aluminum tracks while ensuring easy-glide operation.
- Heavy-duty extruded aluminum screen features four adjustable rollers for smooth gliding.
- Available in a 2-panel style in 5', 6', 8' and Wisconsin-style widths; 3-panel styles in 9' and 12' widths; and a 4-panel style in a 12' width with center panels that open to each side.
- Choose a left or right moving panel – left moving panel is standard (outside looking in); not field reversible.
- Backed by a Lifetime Limited Warranty.[†]

Available with the following frame options:

- Stucco fin
- 1-3/8" brickmould¹
- 2" brickmould¹
- Nail fin¹

¹Option is not factory-applied.

²Optional integrated mini blinds will feature a white blind only.

SLIDING PATIO DOOR OPTIONS

- ENERGY STAR-certified BarrierXP insulated glass package options.
- Tandem rollers available with stainless steel housing and bearings for harsh environments.
- Integrated mini blinds² on select patio doors offer convenient sunlight and privacy control. (optional)
- Interior ventilation foot lock allows convenient yet limited opening of the door for airflow.
- Keyed exterior lock offers convenient access from outside the home.
- Decorative grid patterns for enhanced beauty.

French-Style Patio Door Glass Performance Comparison³

| | U-Factor | SHGC |
|-------------------------------|----------|------|
| Clear | 0.42 | 0.52 |
| BarrierXP | 0.27 | 0.28 |
| BarrierXPsc | 0.27 | 0.19 |
| BarrierXP TG2 | 0.21 | 0.24 |
| BarrierXP SF ThermD | 0.23 | 0.27 |
| BarrierXP PriME TG2 ThermD S6 | 0.19 | 0.22 |

³'6506 whole door values. NOTE: PriME not available in all door sizes.

Glass Package Terminology

Clear Insulated: Clear double-pane insulated glass unit.

BarrierXP: Soft coat, multi-layer, vacuum deposition Low-E glass with argon gas and Intercept Warm-Edge Spacer System.

BarrierXPsc: Soft coat, SHGC multi-layer, vacuum deposition Low-E glass with argon gas and Intercept Warm-Edge Spacer System.

BarrierXP TG2: Triple-glazed unit with two surfaces of Low-E glass and two air spaces of argon gas with the Intercept Warm-Edge Spacer System.

BarrierXP SF ThermD: Dual-glazed unit with two surfaces of Low-E glass (surfaces 2 and 4) with argon gas and Stainless Steel Intercept Warm-Edge Spacer System.


BarrierXP PriME TG2 ThermD S6: Triple-glazed unit with three surfaces of Low-E glass (surfaces 2, 4 and 6) and two air spaces of argon gas with Stainless Steel Intercept Warm-Edge Spacer System.

DECORATIVE PATIO DOOR OPTIONS


Sanctuary becomes so much more than a patio door when you give it your personal touch. Choose from a variety of frame finishes, handle options and interior grids to create a custom appearance that beautifully reflects your own good taste.



EXTERIOR PALETTE



Black




Architectural Bronze




Silver



Desert Clay⁴



Almond⁴




White⁴

⁴Extruded solid color. Note: Desert Clay is not available with exterior color finishes.

HANDLES

Whether it blends in or stands out, a beautifully crafted handle will further enhance the appearance of your Sanctuary sliding patio door.

Contemporary and Classic patio doors feature a popular handle design with a thumb latch for universal appeal.



White Almond Desert Clay Bright Brass Bright Chrome




Antique Brass Brushed Chrome

The gracefully contoured French-style patio door handle includes a top lock for added resistance.




White Almond Desert Clay Bright Brass Bright Chrome



Antique Brass Brushed Chrome

INTERIOR GRIDS

Interior grids will add style and balance to the appearance of your patio door. All grids are enclosed within the insulated glass unit for easy cleaning.



5/8" Flat Colonial 5/8" Flat Prairie



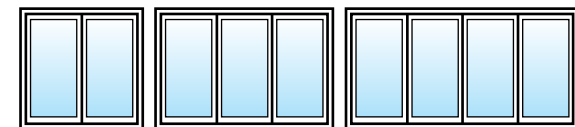
3/4" Contoured Colonial 3/4" Contoured Prairie



1" Contoured Colonial 1" Contoured Prairie

CONFIGURATIONS

Sanctuary sliding patio doors are available in 2-, 3- and 4-panel configurations.





A LIFETIME OF PROTECTION

Gentek Sanctuary sliding patio doors carry a lifetime limited warranty – your assurance of lasting performance and genuine value. For complete warranty information, including limitations, ask your dealer for a copy of the Gentek patio door warranty.†



WINDOW SOLUTIONS FOR EVERY PROJECT

If your home improvement plans include more than just patio doors, consider Gentek’s full selection of premium vinyl windows. Choose from single-hung, double-hung, sliding, casement, awning, picture and special shape windows. Tested and certified to national industry standards, Gentek windows consistently earn high marks for superior quality and performance.



For a complete list of air, water and structural performance results, as well as specific code approvals, visit www.gentekwindows.net.



3773 State Road, Cuyahoga Falls, Ohio 44223
www.gentekinc.com

Make us a part of your home.



*See your Gentek Sales Representative for additional information regarding any questions you might have, or any assertions herein, concerning energy efficiency or savings. Energy savings will vary. Energy savings assume proper installation and use. Not all products are ENERGY STAR-certified. **Insulated glass (IG) units that require capillary tubes may experience some argon gas depletion. †For a copy of the written product warranty please visit www.gentekinc.com/support/warranty/ or contact your Gentek Sales Representative. Limited warranty does not apply to damage caused by faulty or improper installation, or causes outside of Gentek’s control. Note: Prairie and Perimeter grid patterns with an unsupported grid span of 40” or greater are subject to a short stabilizer grid to maintain grid integrity. Colors may be slightly different from their appearance in this brochure. Make final color selections using actual product samples. All specifications and designs subject to change without notice. Due to product changes, improvements and other factors, Gentek reserves the right to change or delete information contained herein without prior notice. WARNING: Screen will not stop child from falling out patio door. Keep child away from open patio door. The only purpose of the screen is to reduce the infiltration of insects. Trademarks mentioned in this document are the property of Gentek Building Products, its affiliates or their respective owners. ENERGY STAR name and logo are registered U.S. marks and are owned by the U.S. government.