


# ALIGN™

COMPOSITE CLADDING

STRIKING AESTHETICS WITH INSTALLATION EASE FOR A SUPERIOR OVERALL VALUE





REALISTIC WOOD TEXTURE WITH  
HEIGHTENED **STRUCTURAL STRENGTH**



## **ALIGN COMPOSITE CLADDING HAS ARRIVED – AND THERE’S NOTHING ELSE LIKE IT**

The architectural beauty of real wood, but with easier installation and better overall value. ALIGN Composite Cladding delivers the high-end aesthetics customers want and the lower total installed cost businesses need.

- Available in a tall 7" Plank and extra-wide 12" Board & Batten for greater design options
- Strong yet lightweight construction ensures a high-performing home exterior
- Self-aligning stack lock provides a quicker and easier installation than fiber cement and engineered wood
- Requires fewer laborers – a single installer can get the job done!

You'll appreciate the time and cost savings of this trade-friendly cladding. When it comes to choosing one of the best products for your next project, you can depend on ALIGN for quality and ease like no other.

ALIGN OFFERS ONE OF THE LOWEST TOTAL COST OF CLADDING WITHOUT SACRIFICING CURB APPEAL – **WHICH MAY RESULT IN HIGHER PROFITABILITY FOR YOUR BUSINESS.**

# EXCLUSIVE (GP)<sup>2</sup> TECHNOLOGY<sup>®</sup> FOR SUPERIOR PERFORMANCE




As the world's first composite cladding incorporating **G**lass-reinforced **P**olymer and **G**raphite-infused **P**olystyrene (GP)<sup>2</sup> Technology, ALIGN is in a class of its own.

Precision-engineered for superb form and functionality, ALIGN meets or exceeds industry test standards and criteria<sup>†</sup> for windload, workability, flame spread/smoke development and weatherability.

## Take a closer look at the (GP)<sup>2</sup> Technology design ingenuity:

- Glass fibers in the compound increase structural integrity, strength and heat resistance
- Graphite-infused polystyrene increases energy efficiency<sup>††</sup> and reduces thermal bridging; helps achieve an overall R-value of up to 2.0 when applied directly over sheathing
- Non-moisture absorbing materials prevent rotting, warping, shrinking and swelling
- Impact modifiers increase resistance to dents, dings and abrasions
- Titanium dioxide helps prevent ultraviolet degradation
- Integral weatherable pigments fortify the colors against fading, including darker hues

### Superior Windload Resistance



#### ORGANIC WOOD BEAUTY

Impressive style and realistic texture of freshly painted wood, striking curb appeal, carefree upkeep and a curated palette of 20 fade-resistant colors.

### Thermal Benefits and Impact Resistance



#### QUICK AND EASY INSTALLATION

No sealing, touching up, joint flashing or caulking are required – which may result in higher profitability for your business.

### Class A Fire Rated for Flame Spread/Smoke Development



#### A LIFETIME OF PROTECTION

ALIGN Composite Cladding is backed by a lifetime limited warranty,\* further assurance of exceptional quality, performance and value.



HIGH-END ARCHITECTURAL APPEAL  
INSTALLATION EASE  
VIRTUALLY MAINTENANCE-FREE  
COMPATIBLE TRIM, WINDOWS AND ACCESSORIES  
LIFETIME LIMITED WARRANTY



# ALIGN COMPOSITE CLADDING

## TAKING THE LEAD IN **FUTURE-FORWARD BUILDING MATERIALS**

|                               |   | FIBER CEMENT/<br>ENGINEERED WOOD | VINYL<br>SIDING | <b>ALIGN™</b> |
|-------------------------------|---|----------------------------------|-----------------|---------------|
| ARCHITECTURAL<br>APPEAL       | Authentic woodgrain beauty  | ●                                |                 | ●             |
|                               | Tall profile/exposure   | ●                                |                 | ●             |
|                               | Flat face (7" Plank)  | ●                                |                 | ●             |
|                               | Wide face (12" Board & Batten)                                    | ●                                |                 | ●             |
| QUALITY AND<br>PERFORMANCE    | Structural strength and solid feel against the wall               | ●                                |                 | ●             |
|                               | Compatible with high-end trim options                             | ●                                |                 | ●             |
|                               | Moisture-resistant (won't swell)                                  |                                  | ●               | ●             |
|                               | Resists high winds with unexposed fasteners                       |                                  | ●               | ●             |
|                               | Carefree upkeep   |                                  | ●               | ●             |
|                               | Lifetime limited warranty*  |                                  | ●               | ●             |
| USER-FRIENDLY<br>INSTALLATION | Easy to handle  |                                  | ●               | ●             |
|                               | Simple installation (self-aligning, one-person hang)              |                                  | ●               | ●             |
|                               | No sealing, touching up, joint flashing or caulking               |                                  | ●               | ●             |
|                               | No specialized skills required (less risk of installation errors) |                                  | ●               | ●             |
|                               | Enhanced safety (no respirators or special tools needed)          |                                  | ●               | ●             |



**REINFORCED NAIL HEM**  
delivers extra-strong wall attachment and increased windload resistance.

**FORGIVING HANG**  
helps conceal uneven surfaces and minor wall imperfections.

**Self-Aligning Stack Lock**  
provides consistent and easy installation.

**(GP)<sup>2</sup> TECHNOLOGY<sup>®</sup>**  
ensures lower expansion and greater structural integrity.

**Integrated Energy-Saving Insulation**  
helps prevent energy loss year-round.

**7" Flat Face Profile with Cedar Mill Grain Texture**  
recreates the organic beauty of natural wood.

**On-Trend Color Palette**  
features 20 fade-resistant, low-gloss colors for extensive design options.


**Compatible 3/4" Panel Projection**  
works beautifully with both standard and architectural trim accents.

**Defined Butt Edge**  
replicates the look of wood, with added dimension and a crisp shadow line.

### 12" BOARD & BATTEN

ALIGN 12" Board & Batten installs beautifully as an architectural accent or whole-house exterior

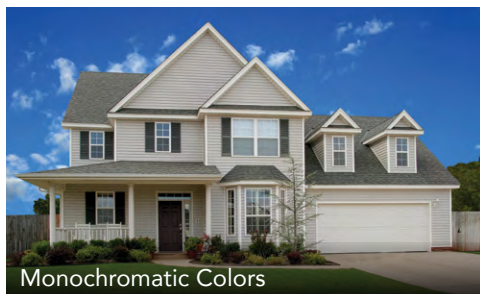
- Saves time – integral batten strip saves time vs. fiber cement or engineered wood battens that must be individually fastened, filled in and touched up
- Available in cedar mill grain or matte texture to complement a variety of exterior designs



Cedar Mill Grain Texture



Matte Texture



## COLOR DEFINES THE DESIGN

Nothing does more to impact a home's exterior design than color. From deep saturated hues in cool neutrals to bold shades and light-changing grays, Gentek has everything you need to let your vision unfold.

|                |                 |               |                 |                |
|----------------|-----------------|---------------|-----------------|----------------|
|                |                 |               |                 |                |
| Snow White     | Almond          | Monterey Sand | Pebble          | Dark Drift     |
|                |                 |               |                 |                |
| Rockport Brown | Smoked Timber   | Dover Gray    | Chesapeake Gray | Storm          |
|                |                 |               |                 |                |
| Hudson Slate   | Windswept Smoke | Iron Ore      | Coastal Blue    | Harbor Bay     |
|                |                 |               |                 |                |
| Midnight Surf  | Marine Dusk     | Meadow Fern   | Moonlit Moss    | Majestic Brick |

## CREATE CUSTOM STYLE

Set the stage for creating a beautiful home exterior by exploring a variety of color combinations.

- For a subtle and timelessly sophisticated look, consider a monochromatic color scheme; similar shades will unify architectural elements and create the appearance of a larger home
- If you prefer a more dramatic design, choose a contrasting color to accentuate gables, dormers or other areas of interest; contrasting hues lend depth and visual appeal to the features of the home



3773 State Road, Cuyahoga Falls, Ohio 44223  
[www.gentekinc.com](http://www.gentekinc.com)  
*Make us a part of your home.*

Explore more at  
[gentekinc.com/align](https://gentekinc.com/align)



†For specifications, performance test data and code compliance, visit <https://gentekinc.com/wp-content/uploads/2023/10/Gentek-ALIGN-3-Part-Specification.pdf> and <https://gentekinc.com/wp-content/uploads/2023/10/2024-07-16-CCRR-0316.pdf>. ††See your Gentek Sales Representative for additional information regarding any questions you might have, or any assertions herein, concerning energy efficiency or savings. Energy savings will vary. Energy savings assume proper installation and use. \*For a copy of the written product warranty, please visit <https://gentekinc.com/wp-content/uploads/2023/10/Gentek-ALIGN-US-Warranty-Stuffer.pdf> or contact your Gentek Sales Representative. Limited warranty does not apply to damage caused by faulty or improper installation, or causes outside of Gentek's control. Colors may be slightly different from their appearance in this brochure. Make final color selections using actual product samples. All specifications and designs subject to change without notice. Due to product changes, improvements and other factors, Gentek reserves the right to change or delete information contained herein without prior notice. Trademarks mentioned in this document are the property of Gentek Building Products, its affiliates, or their respective owners.