


# NEW CONSTRUCTION VINYL WINDOW COLLECTION

PRECISION-ENGINEERED FOR SUPERB STYLE, EXCEPTIONAL PERFORMANCE



For every new construction design and budget, Gentek 1700 Series and 1900 Series windows offer the total project solution while ensuring exceptional results.



## PREMIUM VINYL CONSTRUCTION

Fully fusion-welded frame and sash corners ensure superior strength, weathertight protection and clean, tight corners for an attractive appearance.

## BLOCK AND TACKLE BALANCE SYSTEM

Heavy-duty design is built tough to endure the challenging conditions of new construction; ensures smooth sash operation.

## REINFORCED MEETING RAIL

Increases structural integrity, durability and strength.

## CAM-STYLE LOCK AND ADJUSTABLE KEEPER

Provides a strong locking mechanism for added strength, energy efficiency<sup>1</sup> and comfort.

## INTERIOR GLAZED FIXED LITES

Allows convenient access from inside the building should the glass need to be replaced or serviced.

## SLOPED SILL

Helps prevent water accumulation and creates a contemporary look.



## SINGLE FRAME CONSTRUCTION

Combines several window units to reduce potential water entry points. Available in twin and triple single-hung and double-hung units.



## CONVENIENT EGRESS SIZES

Choose from 3050 single-hung, 3052 double-hung and 4040 single-sliding window styles.



## GLASS PACKAGE OPTIONS

A variety of insulated glass package options can meet the energy efficiency requirements of any region.



## DRYWALL PASS-THROUGH MODEL

Creates a convenient entry point for bringing in sheets of drywall at higher floors.



## PRIMED WOOD JAMB EXTENSIONS

Provide support for four exterior wall construction depths and reduce interior trim work. Choose from 4-9/16", 6-9/16", 7-1/16" and 7-9/16" options.



## 3-1/2" FLAT CASING OPTION

Available for the 1900 Series only, this casing features an architecturally correct bullnose for a picture frame exterior appearance.



## INSULATED GLASS UNIT<sup>2</sup>

Dual panes of glass with hermetically sealed insulating air space between the panes promote energy efficiency.

# MAKE A BEAUTIFUL FIRST IMPRESSION

## INNOVATIVE OPTIONS FOR INSTALLATION EASE

### 1700 SERIES AND 1900 SERIES WINDOWS

	1700	1900
Fusion-welded frame and sash	■	■
Sloped sill hung units	■	■
Block and tackle balance system	■	■
Integral brickmould J-channel		■
Reinforced meeting rail	■	■
Interior glazed fixed top glass, serviceable from the inside	■	■
3050 single-hung egress	■	■
Continuous frame for twin and triple units	□	□
3-1/2" flat casing with bullnose sill		□
Double-hung platform		□
Jamb extensions	□	□
Exterior colors	□	□
Meets ENERGY STAR® requirements in all four climate zones	□	□

■ Standard    □ Optional

## FRAME OPTIONS

Choose from a variety of frame options to help streamline jobsite requirements for every type of construction, cladding and masonry projects. Gentek new construction windows are designed to simplify the contractor and builder experience by meeting today's design trends with ease.



1700 Series Single-Hung with Nailing Fin



1900 Series Single-Hung with Nailing Fin and Integral Brickmould J-Channel



1900 Series Double-Hung with Nailing Fin (shown with optional 3-1/2" flat casing)

## COLOR COLLECTION

Our architectural color palette lets you create custom appeal with simplicity and ease.

### INTERIOR COLORS



### EXTERIOR COLORS




\*Extruded solid color. Classic Clay is not available with exterior color finishes.


## GRID OPTIONS

Decorative grids add the perfect touch of depth and style to a window. All grids are enclosed within the insulated glass unit for easy cleaning.

### GRID PATTERNS



### GRID PROFILES



3773 State Road | Cuyahoga Falls, Ohio 44223  
gentekbuildingproducts.com | *Make us a part of your home.*



©2026 Associated Materials Innovations, a division of Associated Materials, LLC (AM). <sup>1</sup>See your Gentek Sales Representative for additional information regarding any questions you might have, or any assertions herein, concerning energy efficiency or savings. Energy savings will vary. Energy savings assume proper installation and use. Not all products are ENERGY STAR-certified. <sup>2</sup>Insulated glass (IG) units with capillary tubes will be air filled, will not contain argon or krypton fill, and may have different performance values than standard argon or krypton fill. Colors may be slightly different from their appearance in this sell sheet. Make final color selections using actual product samples. All specifications and designs subject to change without notice. Due to product changes, improvements and other factors, AM reserves the right to change or delete information contained herein without prior notice. WARNING: Screen will not stop child from falling out window. Keep child away from open window. The only purpose of the screen is to reduce infiltration of insects. Trademarks mentioned in this document are the property of AM, its affiliates, or their respective owners. ENERGY STAR name and logo are registered U.S. marks and are owned by the U.S. government. Printed in the U.S.A.